

70%

ENERGY SAVINGS

Traditional HID lighting replacement

Zorro

Robust and reliable street/area/flood luminaire

The Zorro area light offers superior performance, reliability and a high efficiency exterior car park and external walkway lighting solution.

With the option of integrated smart controls, the Zorro complements enLighten's intelligent undercover carpark range.

CONTRACTOR BENEFITS

- **Range of power and lens options** to suit most applications
- **Integrated PE** option available to switch off during the daylight hours
- **Mounting accessories** available
- **IP66** - Ingress protection
- **IK10** - Impact rating

CLIENT BENEFITS

- **Available in Black or Silver**
- **Expected life >140,000hrs** from high quality high powered LEDs
- **5 year warranty**

APPLICATIONS



COUNCIL
PARKS



BIKE
PATHS



OUTDOOR
CAR PARKS



INDUSTRIAL
ESTATE



CAMPUSES
UNIVERSITIES

FEATURES



SAFETY
COMPLIANCE



PE
SENSOR



SMART
CONTROLS



VERTICAL
MOUNT



HORIZONTAL
MOUNT



EASY
MAINTENANCE



INGRESS
PROTECTION



YEAR
WARRANTY

enLighten

PRODUCT RANGE

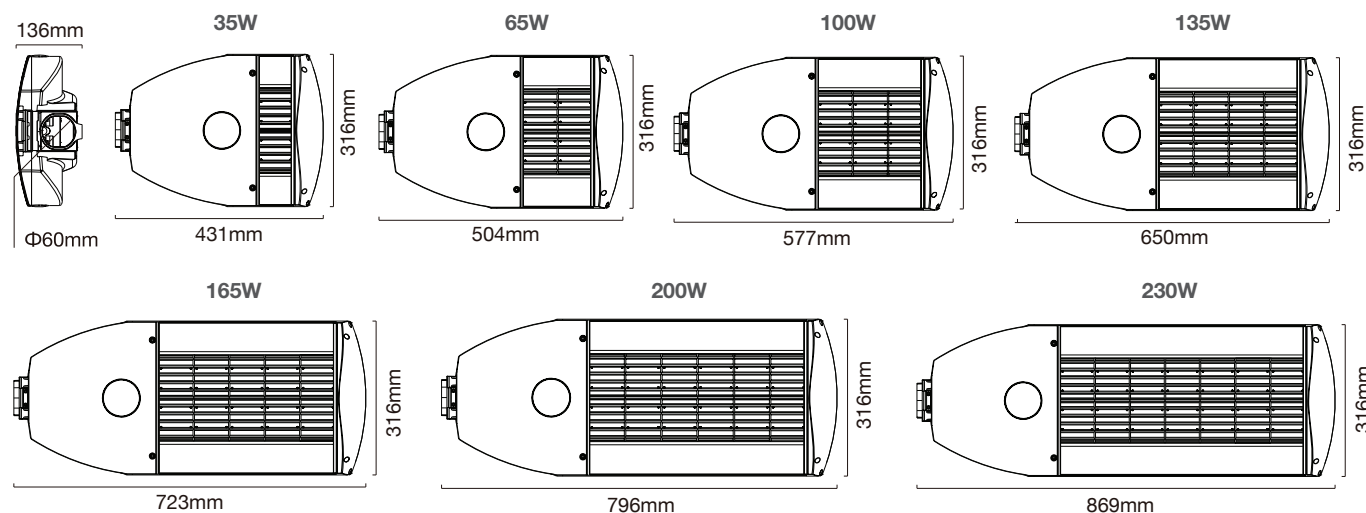
Model #	Rated Power (W)	Lumen Output (lm)	Dimensions (mm)	Weight (kg)
LD35H-4000-TX-YYY*	35	3906	431 x 316 x 136	5.3
LD65H-4000-TX-YYY*	65	7328	504 x 316 x 136	6.1
LD100H-4000-TX-YYY*	100	11234	577 x 316 x 136	7.3
LD135H-4000-TX-YYY*	135	15049	650 x 316 x 136	8.2
LD165H-4000-TX-YYY*	165	18400	723 x 316 x 136	9.0
LD200H-4000-TX-YYY*	200	22220	796 x 316 x 136	9.9
LD230H-4000-TX-YYY*	230	25465	869 x 316 x 136	10.8

* X denotes I, II, III or V light distribution or beam optic type. YYY denotes SIL or BLK for silver or black body colour respectively. Add PE for photo electric option.



(35w, 65w and 100w versions only)

DIMENSIONS



SMART CONTROLS

The Zorro's smart control solutions:

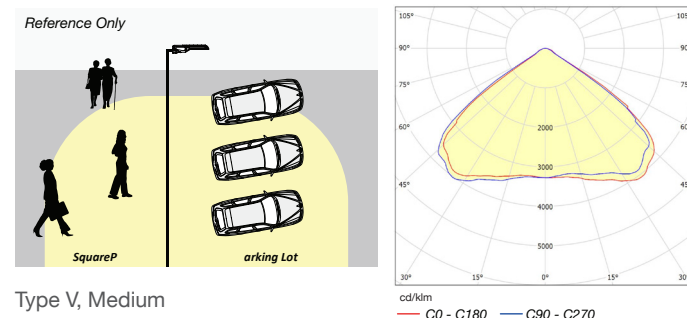
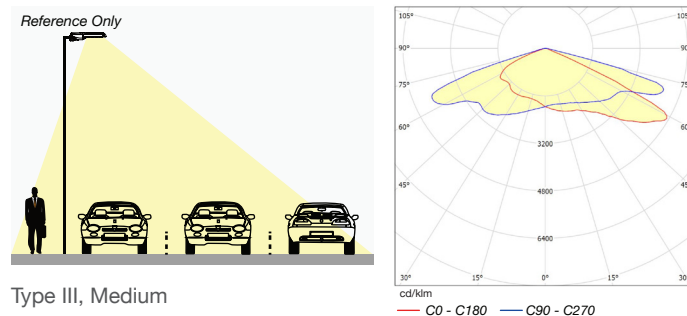
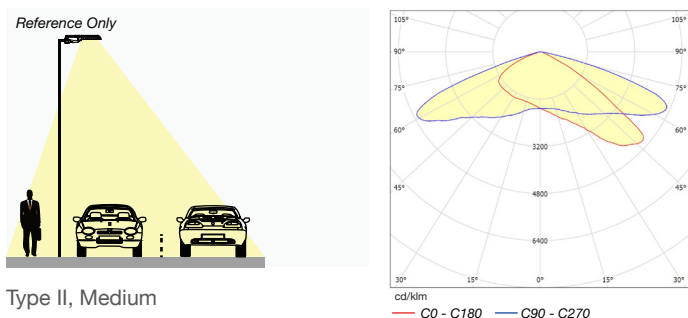
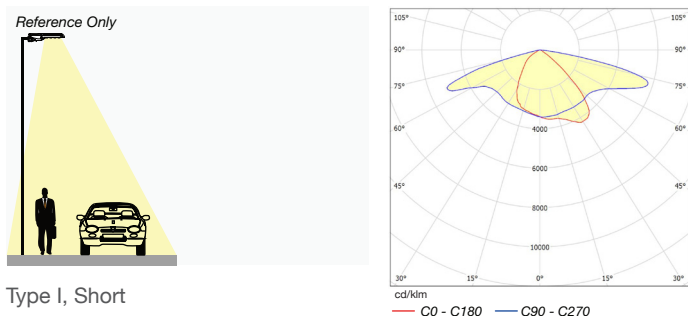
- Photo electric (PE) sensors integrated into the Zorro light fitting enables automatic switching.
- 35W, 65W & 100W models can be interfaced with a solar/battery powered system via 12/24V DC drivers for remote or mobile applications where 240V supply is not available.

TECHNICAL INFORMATION

Optical	
Light source	Lumileds LED
Lumen output	3,883 - 25,911 lumens
CRI	Ra>70
CCT	4000K standard 3000K, 5000K & 5700K available on request
Luminaire efficacy	up to 113 lm/W
Electrical	
Power consumption (W)	35, 65, 100, 135, 165, 200, 230
Operating frequency	50/60Hz
Operating voltage range	100 - 240V AC
Power factor	>0.9/240V AC at full load
Maximum current	0.18A, 0.33A, 0.51A, 0.69A, 0.85A, 1.03A, 1.18A /240V
Driver type	MEANWELL
Driver efficiency	> 90%
Environmental	
IP rating	IP66
Impact rating	IK10
Weight	5.3 - 10.8kg
Ambient temperature range	-40°C to +50°C
Material Composition (body)	Die-cast aluminium
Material Composition (heat sink)	Anodized aluminium
Expected Lifespan	>140,000 hours @ L70
Controls - Optional	Photo electric (PE) cell 12/24V DC driver
Accessories	Wall mounted bracket Pole mount adaptors
Warranty*	5 years

Data subject to change without notice
* Refer to warranty policy

LIGHT DISTRIBUTION



COMPLIANCE

The Zorro series meets or exceeds all relevant standards and regulatory requirements.

For a full compliance and testing list visit www.enlighten.com.au. IES files, warranty, installation and product guides are also available for download.

Sold nationally through major electrical wholesalers.



Lighting Council
AUSTRALIA
MEMBER 2019

www.enlighten.com.au | 1800 365 444

MOUNTING

The Zorro comes with a spigot/mounting bracket, which can be adjusted for horizontal or vertical mounting at angles shown below. The bracket is suitable to be mounted on a 60mm diameter pole or arm.



ACCESSORIES

A 15° wall mount bracket accessory is available for building perimeter applications.

Zorro 15° wall
mount bracket



Pole mounting conversion kits, multi-spigot arms & bird spikes can be easily sourced from third party suppliers.

POLE MOUNT ADAPTORS

EnLighten offers two powder coated pole mounted adaptors: 60-78mm and 40-60mm.

